



Renting Your New Home

Start-to-Finish

Finding your perfect apartment or rental home is a process that requires a lot of time and research. [ForRent.com](#) and [Homes.com](#) are here to help make this process easy for you!

This resource will provide you with tips on renting an apartment or home. [ForRent.com](#) and [Homes.com](#) strive to be there for you during all steps of the renting process by being a helpful resource that guides you through such milestones.

In this guide, you will find:

- Tips for creating a budget and enlisting help
- Guidance on searching for an apartment or rental home
- Explanation of paperwork that you will be signing
- Advice on settling in and getting to know your community

Let this resource assist you in your rental process to help make the experience easy and enjoyable.



A smiling man and woman are walking through a bright, modern interior space, likely a new home. The man is carrying a large cardboard box, and the woman is also carrying a box. They are both dressed in casual attire. The background shows a clean, minimalist kitchen area with white cabinets and a sink. The overall atmosphere is positive and welcoming.

Section 1: Moving Tips

- 4 | Setting A Budget
- 6 | Enlisting Help
- 7 | Be Realistic
- 7 | Moving Checklist

Section 2: Necessary Paperwork

- 8 | Know What You're Signing
- 9 | Things To Consider
- 10 | Pet Details

Section 3: Your New Place

- 11 | Walk-Through
- 12 | Settling Into Your Community
- 13 | Getting To Know Your Neighbors
- 14 | Concluding Thoughts
- 14 | About Us

1


MOVING TIPS

Setting A Budget

When searching for a new home to rent, it is natural to start looking based on rent price. The initial price might not look like a stretch, but down the road you might realize you are struggling to keep up.

Keep your new rental home search around a budget you can afford. **Tip: Having a roommate will reduce the cost of rent.** It will not only make it less expensive, but it also gives you more freedom in selecting your next rental. Before you make a decision regarding a roommate, make sure you are prepared to live with a roommate, as it is not for everyone. Browse the tips on **Things to Consider When Finding a Roommate** on the **ForRent.com** Apartment Tips page.

Browse more apartment tips at ForRent.com



Common Rule:
Do not exceed 30% of
your monthly income.

Another important thing to remember is what day of the month your rent is due. This will help calculate how much money is going in and out and during what time of the month (and also helps avoid late fees). Consider online budget tracking apps such as Mint.com, Budget Tracker, and Duck Software's Budget Tracker. All three apps are free and can help you manage your expenses. Check with the apartment community or property owner about paying rent online to avoid missing a payment.*

Mint.com:

See all your balances and transactions together.

BudgetTracker:

Money management tool designed to keep track of all your transactions and bank accounts.

DuckSoftware™:

Taking control of your personal finances and getting out of debt.

Know another budget tool? Be sure to tell us on twitter @AptsForRent or @HomesDotCom

Moving can be an expensive process, and preparation is the key to a successful move. Focus on your budget, turn to your friends and family for help, and be realistic about your expectations to make this move enjoyable.

Making a Budget

Enlisting Help

Be Realistic
Moving Checklist

SHARE SOCIALLY



ForRent.com
NATION'S LEADING APARTMENT RESOURCE

Homes.com


*These budgeting apps are suggestions and are not endorsed by **ForRent.com** or **Homes.com**.

1 MOVING TIPS

Setting A Budget (continued)

Make sure to ask the property manager or owner which, if any, utilities are included. Renters commonly pay for **water, electric, and gas**. Trash removal is usually included in rent price unless stated otherwise by the property owner or apartment community, but it's always good to double check. It is common for leasing staff or the property owner to provide you with companies that you should use for utilities. Call those utility companies and give them the address you're considering renting, then ask for an estimate. This will help you see how much utilities could cost you each month living in that particular rental property and save you from panic in those first few months. Visit the [ForRent.com Relocation](#) page for help.

Visit the [ForRent.com](#) relocation page for help



Making a Budget

Enlisting Help

Be Realistic
Moving Checklist

SHARE SOCIALLY



ForRent.com | **Homes.com**
NATION'S LEADING APARTMENT RESOURCE

1 MOVING TIPS

Enlisting Help

Tap into your network of family and friends for apartment community or rental home recommendations. Ask about positive and negative experiences so you can be fully informed. Asking for advice from knowledgeable friends and other renters will only help you make better choices on your hunt for the perfect home.

Take a look at reviews for the rental properties to help you get to know the property as well as the community. Reviews are a good way to get a clearer picture of a particular rental property and property management.

Visit [Homes.com](#) for help with searching apartments and rental homes



Use Internet listing websites, such as [ForRent.com](#) or [Homes.com](#), to help make your search process easier. Looking online can be very beneficial because it is quick and easy, plus it shows more property listings and details including online video tours to help you tour the apartment ahead of time, estimated commuting time to work, and walking distances to restaurants and entertainment.



[Making a Budget](#)

[Enlisting Help](#)

[Be Realistic
Moving Checklist](#)

SHARE SOCIALLY



[ForRent.com](#)
NATION'S LEADING APARTMENT RESOURCE

[Homes.com](#)

1 MOVING TIPS

Be Realistic

Be informed - issues may happen while renting an apartment or home, such as maintenance problems, noisy neighbors, etc. Problems are to be expected and easily adjusted; you just need to be prepared. **Create a checklist of what you do and don't want in a rental** or print out the following page, and take that checklist with you on your tours. The more research you've done, the more prepared you will be for this process.

- Moving is expensive; therefore, start off right by finding an apartment or rental home that you can see yourself living in for years to come.
- Pay attention to details when taking a tour of the apartment or rental home. Keep in mind that moving involves moving furniture, and not all furniture will fit through every doorway.
- Consider factors such as distance to work, friends, and family. The new **Homes.com** Rental App allows you to do this right from your mobile phone.

 **Download the app today**

- Plan ahead and keep in mind whether or not you might need space down the road for a roommate.

Moving Checklist

Creating a checklist helps you stay on the right path for the things you need when looking at a new place. The apartment or rental home could look great on the outside and have a giant pool but if it constantly needs maintenance or there is no dishwasher, then maybe it isn't the place for you.

 **Download your free moving checklist!**

[Making a Budget](#)

[Enlisting Help](#)

[Be Realistic Moving Checklist](#)

SHARE SOCIALLY



ForRent.com
NATION'S LEADING APARTMENT RESOURCE | **Homes.com**


Know What You're Signing

It may seem basic, but make sure you read what you are signing. Before you sign any papers, request a copy of rules, regulations, terms and conditions, etc. Read through those documents thoroughly so that you know exactly what you will be signing and reduce any risk of unwanted surprises.


Here are some of the key things to focus on:

- How much is the application fee, if any?
- Is the application fee refundable if you do not qualify to rent?
- What is the beginning lease date and expiration date?
- What is the rental price and how much is the security deposit?
- Is the security deposit refundable when you move out?
- Who is responsible for paying for the utilities, you or your property owner?
- For what reason(s) may the apartment community or property owner terminate your lease?
- Are there penalties for moving out too early?
- Can other people move in with you after you sign the lease and move in?
- Can you sublease?
- Do you need to have renter's insurance? (If yes, it will increase your cost).
- What is the guest/visitor policy?
- Are you responsible for any maintenance repairs?

**For more renter's insurance tips
and advice visit [ForRent.com](https://www.forrent.com)**



NECESSARY PAPERWORK



Filling out paperwork for your new apartment or rental home can be tedious; it is tempting to just sign your name and not give it another look. That's a common mistake many residents make and doing so binds you to a contract that can limit you or involve extra payments you did not expect. Do not make this mistake!

Know What You Sign

Things to Know

Pet Details



SHARE SOCIALLY



ForRent.com
NATION'S LEADING APARTMENT RESOURCE

 **Homes.com**

2 NECESSARY PAPERWORK

Things to Consider

Here are some important questions to consider when signing a lease - make sure to have a copy of the lease for your records. And remember that what a property owner may tell you is not official or binding unless it is in writing.

- What is the method of payment?
- What is the deposit amount and is it refundable?
- Is there a cancellation policy? What is it?
- What is the move out date and time?
- What is the number of occupants allowed?
- Do all occupants over 18 need to sign the lease?
- Pet fees and restrictions - are there any?
- Any specific responsibilities as a resident? This includes any damage fees.
- How many days in advance do you need to provide a notice to vacate?

Find out how to
keep your deposit at
[ForRent.com/blog/](https://www.forrent.com/blog/)

Know What You Sign

Things to Know

Pet Details



SHARE SOCIALLY



ForRent.com | **Homes.com**
NATION'S LEADING APARTMENT RESOURCE

Pet Details

Does the apartment community or the property owner for the home you are moving into allow pets? You may not have a pet now, but you might want one in the future! Most places that do allow pets have some sort of breed or size restrictions. Research those restrictions for communities or homes you're touring beforehand. Many rentals commonly have pet fees as well. This could include a monthly pet fee, extra pet deposit, or often both. Some property owners may not automatically add your pet related payments into the rent; in this case, make sure to stay on top of the payments to avoid penalty fees. Another way to reduce unwanted surprises!



**For more pet-friendly advice
browse [ForRent.com](https://www.forrent.com)**



Know What You Sign

Things to Know

Pet Details

SHARE SOCIALLY



3 YOUR NEW PLACE

Walk-Through

Before you move in, make sure to inspect the apartment or home. Review the light fixtures, plumbing, and everything in between. Take note of any dings, stains, or any broken items. This is a crucial part of the move-in process as you do not want to be held responsible for any damages if you decide to move out. This also prevents any surprises on move-in day.

SET UP:

Call the local electric, heating, and water company a few days in advance to set up these utilities. If you don't know, ask your property owner or leasing office staff to assist you with the contact information for these companies. Ask what the typical monthly cost for the area is, based on square footage and occupants. See if the companies provide plans to balance out costs during months when it is very hot or very cold. This will help reduce high costs during peak months.

POWER UP:

If your property owner or apartment community does not have a preference in Internet and cable providers, then contact all local Internet and cable providers before making a decision and make sure it fits your budget. Purchase or rent any equipment needed, such as a router, if the Internet provider does not supply such accessories.

**For more cable and internet advice
browse the ForRent.com blog**



CLEAN UP:

Consider a thorough clean-up before unpacking your new home. Most property owners and apartment communities will do a clean-up before you move in but it can't hurt to be thorough. The place is completely empty - therefore, now would be an ideal time.

Before running to the store to buy things for your new home, unpack all boxes completely. This will allow you to know exactly what you do and do not have, making the assembly of your shopping list a little easier.

Do a walk-through before signing a lease to your new place. Once you have signed the lease, make sure to do another walk-through. Once you are settled in, get to know your neighbors and community!

[Walk-Through](#)

[Settling Into Your Community](#)

[Getting to Know Your Neighbors](#)

[Concluding Thoughts
About Us](#)

SHARE SOCIALLY



ForRent.com
NATION'S LEADING APARTMENT RESOURCE

 **Homes.com**

Settling Into Your Community

Your community becomes a part of your home when you move into your new place; therefore, it is important to get to know the community.

Consider taking a walk around the neighborhood to be better acquainted with the area. Check out nearby restaurants and shops as well as parks and playgrounds, if you have children. Drive around the neighborhood so that you can familiarize yourself with local stores, schools, pharmacies, and libraries. Visit local gyms or recreational facilities for various classes and check to see what community festivals and events take place, and mark your calendar accordingly! Consider joining a local organization, such as a dog park (if you own a dog) or a local book club. If you want more information on your neighborhood and community events, ask your leasing office staff or property owner. Part of moving into your new home involves discovering and building a life in your new area!

Ask your apartment community or the property owner if they have

special discounts negotiated with nearby locations.
This is a common perk of renting.

3

YOUR NEW PLACE

Walk-Through

Settling Into Your Community

Getting to Know Your Neighbors

Concluding Thoughts
About Us

SHARE SOCIALLY



ForRent.com
NATION'S LEADING APARTMENT RESOURCE

 **Homes.com**

Getting to Know Your Neighbors

The next part of settling into your new apartment or home is getting to know your neighbors. Befriending neighbors can be useful especially in situations where you may need a helping hand. It can also help you build some great friendships.

Find housewarming ideas on the Homes.com blog

A few tips on getting to know neighbors:

- **Make a small gift bag for a neighbor, such as baked cookies or brownies.** This gives you the opportunity to go to your neighbor to strike up a conversation and leaves a lasting, pleasant impression.
- **Spend time outdoors in your community.** This will help you meet some of your neighbors.
- **Practice common courtesies,** such as taking your neighbor's mail to them if it was delivered to you by mistake or helping a neighbor with large packages. These opportunities can easily strike up pleasant conversations.
- **Hang out in your neighborhood.** Visit a coffee shop or go to the local gym regularly. By becoming a "regular", more people will recognize you, and with time, you will be on your way to building friendships with people in your community.
- **Consider getting involved with your new neighborhood and community by volunteering.** There are always big advocates that aim to keep the community close-knit. Help set up a block party or volunteer for something you are truly passionate about. This allows you to find friends within the community who have the same interests as you!

Building relationships with your neighbors provides you with a safer community and helps you to look out for each other while creating lasting friendships.

Have another suggestion for getting to know your neighbors? Share with us on Twitter @AptsForRent or @HomesDotCom

YOUR NEW PLACE

Walk-Through

Settling Into Your Community

Getting to Know Your Neighbors

Concluding Thoughts
About Us

SHARE SOCIALLY



ForRent.com
NATION'S LEADING APARTMENT RESOURCE

Homes.com

Concluding Thoughts

Whether it is your first move into an apartment or rental home, or you are simply looking for tips regarding your next move, this guide is intended to help prepare and assist you through the entire rental process.

Whether it's a place to celebrate, unwind, create, or grow, let [ForRent.com](#) and [Homes.com](#) help you discover your idea of a perfect home.

About Us

ForRent.com

As one of the nation's leading online home search destinations, [ForRent.com](#) inspires renters to discover their next apartment, loft, townhouse, or condo. [ForRent.com](#) features rental listings with a user-friendly format, making finding your next home an easy exploration. Visitors to [ForRent.com](#)'s apartment living blog, Facebook page, Twitter account and Pinterest boards will discover relevant content and can join the conversation surrounding their home decorating style, rental tips and more, serving as the complete resource for renters in every part of their living experience.

FOLLOW US SOCIALLY:



Homes.com

As one of the nation's top online real estate destinations, [Homes.com](#) inspires consumers to dream big. From affordable houses to luxurious estates, condos, apartments and more, [Homes.com](#) features more than three million property listings and a user-friendly format, making finding your next home or a licensed real estate agent easily accessible. Visitors to the [Homes.com](#) blog will find a collection of rich content and posts on DIY projects, painting, gardening and more, providing the ultimate resource for everything home related. From renting or purchasing a first home, to upgrading, downsizing and everything in between, [Homes.com](#) is an inspiring and engaging partner in every phase of the home renting and buying process.

FOLLOW US SOCIALLY:



Walk-Through

Settling Into Your Community

Getting to Know Your Neighbors

Concluding Thoughts
About Us

SHARE SOCIALLY



[ForRent.com](#)
NATION'S LEADING APARTMENT RESOURCE

[Homes.com](#)

ForRent.com[®]
NATION'S LEADING APARTMENT RESOURCE

 **Homes.com**

